



Fleet Campaign Directive

Form Number: 5013

Form Date: 12-24-10

FCD#:

17-7310-FCD-1320

Rev. -

Orig. Date: 01/22/16

Rev. Date:

Title:

Inspection fuel line B Nut, checking for torque and leakage

References:

/A/: Turbomeca Arriel 2D Maintenance Manual MM 73-19-00-900-801-A01

Aircraft S/N	Station	Completion Date

Effectivity: All AMC owned/operated EC130 T2s

Complete By: 48 hours (2 days) after the release of this FCD.

Reason/Description: Air Methods Service Engineering is issuing this Fleet Campaign Directive (FCD) to inspect the B-Nut on the fuel jet union pipe (line) to visually check for cracks and, and ensure the B-Nut is properly torqued per the MM.

Labor Estimate (USD): Rate: (Per Hour) Man Hours: 0.3

Bill of Materials: Yes: No:

Material Estimate (USD):

Cost Estimate (USD):



Fleet Campaign Directive

Form Number: 5013

Form Date: 12-24-10

FCD#:

17-7310-FCD-1320

Rev. -

Orig. Date: 01/22/16

Rev. Date:

Title:

Inspection fuel line B Nut, checking for torque and leakage

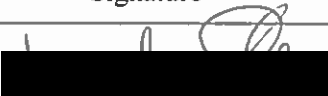

References:

/A/: Turbomeca Arriel 2D Maintenance Manual MM 73-19-00-900-801-A01

Record of Revision

Revision	Date	Page	Description	Retroactive
-	01/22/2016	ALL	Initial Release	N/A

Approvals

Date	Name (Print)	Signature	Title
1/22/16	Jonathan Silvester		Director of Engineering and Reliability
1/22/16	Teri Short		VP of Engineering

FCD#:

17-7310-FCD-1320

Rev. -

Orig. Date: 01/22/16

Rev. Date:

Title: Inspection fuel line B Nut, checking for torque and leakage

References: /A/: Turbomeca Arriel 2D Maintenance Manual MM 73-19-00-900-801-A01

Step	Work Instruction	Mech /Insp
1	<p>Disconnect the lower B Nut from the Main Fuel Manifold Supply Pipe (line), and visually check for cracks. (Fig 1 and 2)</p> <p>Record findings:</p> <p><input type="checkbox"/> Signs of crack(s) were found: Describe: _____</p> <p><input type="checkbox"/> No visible signs of crack(s) were found</p> <p>If any signs of cracks were found, remove and replace per MM. (Ref A)</p>	
2	Reinstall and re-torque B Nut to 124 inch-pounds per MM. (Ref A)	
3	Do a ground run check, refer to task 71-02-13-280-801 in the MM. (Ref A)	
4	<p>Record completion of this FCD in the aircraft logbook and electronically in Ramco. The following are examples of common sign-offs:</p> <p>“Inspected the fuel line B Nut in accordance with AMC Fleet Campaign Directive 17-7310-FCD-1320, Rev. – . No signs of cracks were visible. B Nut reinstalled, re-torqued, and conduct ground run check per MM”</p> <p>“Inspected the fuel line B Nut in accordance with AMC Fleet Campaign Directive 17-7310-FCD-1320, Rev. – . Signs of cracks were visible in the B Nut. Components removed/replaced, installed, torqued, and conduct ground run check per MM.”</p> <p>Return the entire, original, signed, hardcopy of the FCD to AMC Aircraft Records.</p>	

FCD#:

17-7310-FCD-1320

Rev. -

Orig. Date: 01/22/16

Rev. Date:

Title:

Inspection fuel line B Nut, checking for torque and leakage

References:

/A/ Turbomeca Arriel 2D Maintenance Manual MM 73-19-00-900-801-A01




Figure 1 B Nut installed on Fuel Jet Union

FCD#:

17-7310-FCD-1320

Rev. -

Orig. Date: 01/22/16

Rev. Date:

Title:

Inspection fuel line B Nut, checking for torque and leakage

References:

/A/ Turbomeca Arriel 2D Maintenance Manual MM 73-19-00-900-801-A01

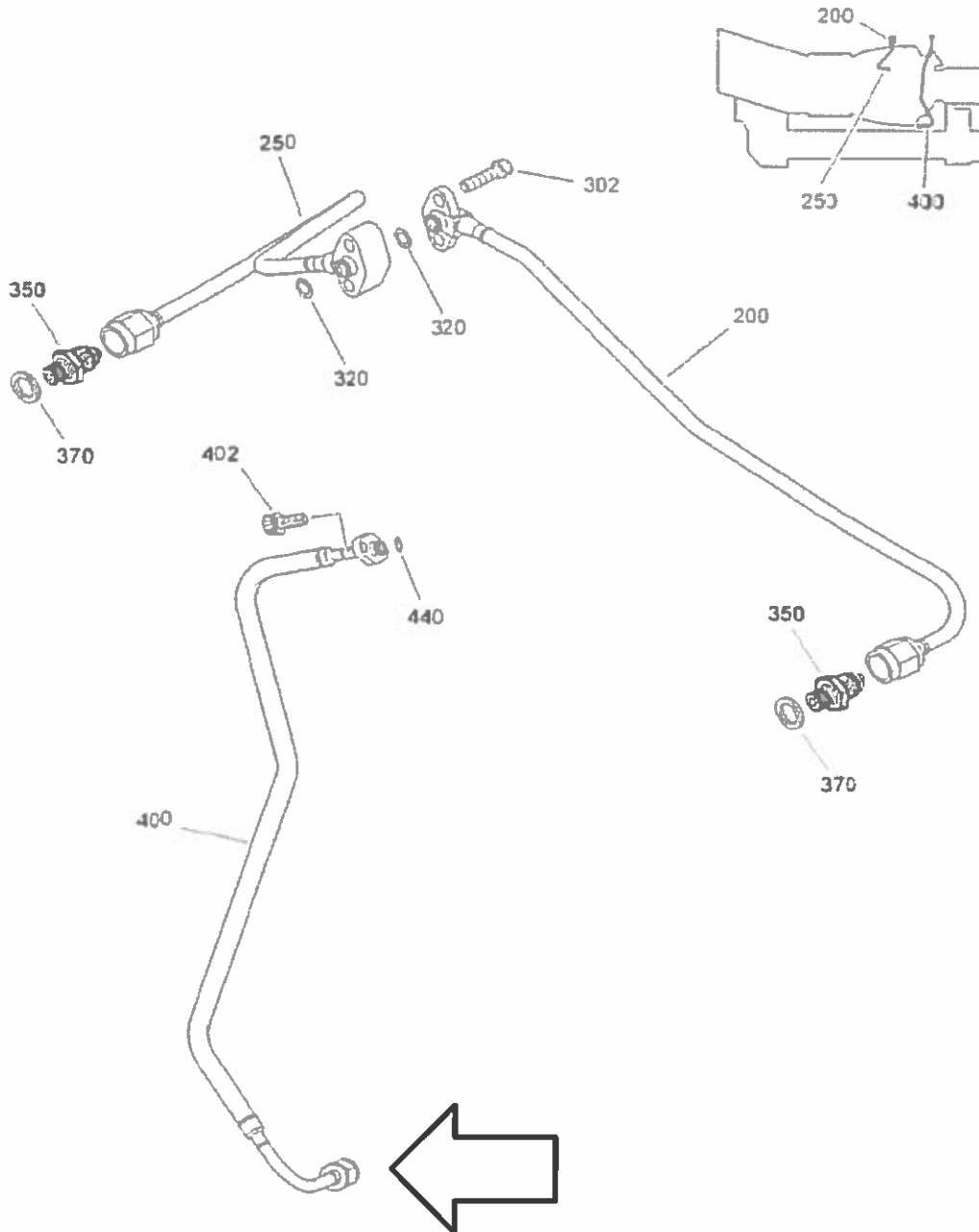


Fig 2 Arriel 2D Fuel Pipe Installation